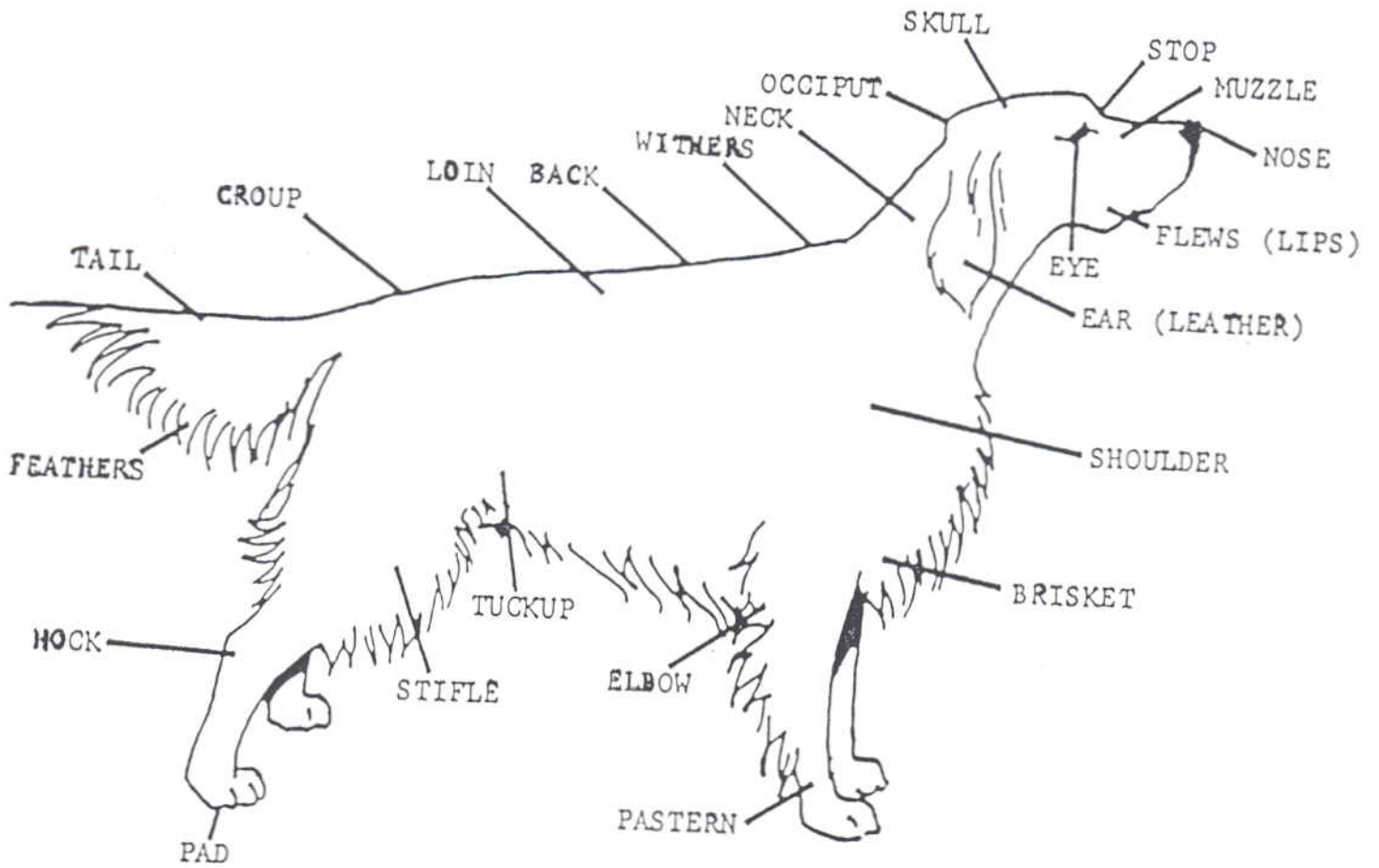


STUDY GUIDE - Level I and II



PLEASE PRINT OR TYPE

LIVESTOCK ENTRY FORM JUNIOR DEPARTMENT

Please accept these entries subject to the rules and regulations as published in the official premium list for your fair.

LAST NAME _____ FIRST NAME _____ MIDDLE INITIAL _____
 ADDRESS _____
 CITY _____ ZIP _____ PHONE _____

Written Signature of Exhibitor _____

Date _____

CLUB OR CHAPTER _____

Abbreviate if necessary

Leave Blank	Division Number	Class Number	Breed	NAME OF ANIMAL	Sex	Date of Birth			Tattoo or Ear Tag	Reg. No.	Sire Reg. No.	Dam Reg. No.	Production Award	NAME OF BREEDER	Entry Fee	Stall Fee	Total Fee
						Mo.	Day	Year									
1.																	
2.																	
3.																	
4.																	
5.																	
6.																	
7.																	
8.																	
9.																	
10.																	
11.																	
12.																	
13.																	
14.																	

CONSULT PREMIUM BOOK FOR DIVISION AND CLASS NUMBERS, ENTRY FEES, STALL RENTAL RATES AND ENTRY CLOSING DATES.

Number of Animals.....()

Entry Fees.....()

Pens Required.....()

Box Stalls Required.....()

Tie Stalls Required.....()

Amount Enclosed.....()

Receipt Number.....

The undersigned states herewith, that he is a recognized supervisor of the project of which the above entries are a part; that to his personal and actual knowledge the statements regarding the same are true; and he further states that he has read and has full understanding of the rules and regulations governing the same and agrees to be governed by them. The exhibitor is a member of the

REG. PAPERS CHECKED BY

EXCEPT ENTRY NO.

Exhibitors No. _____

Signed _____

Instructor, County Agent or Local Leader

Use a Separate Entry Form for Horses, a Separate Form for Beef Cattle, a Separate Form for Dairy Cattle, a Separate Form for Swine, Etc.

194 (REVISED) • P.O. Box 1237 • Corvallis, OR 97331 • P 209-952-5127 • HM 209-952-2271

**SMALL ANIMAL EXPO - Madera County 4-H
DOG**

Level I	Level II	Level III	Level IV
Entry Form (23 points)	Entry Form (23 points)		
T/F Quiz (25 points)	T/F Quiz (25 points)	T/F Quiz (20 points)	T/F Quiz (20 points)
Matching Quiz (10 points)	Matching Quiz (10 points)	Matching Quiz (15 points)	Matching Quiz (20 points)
Dog Parts (14 points)	Dog Parts (23 points)	Internal Parts (22 points - 2 each)	Skeleton (24 points)
Unsoundness (8 points)	Unsoundness (8 points)		
Equipment (4 points)	Equipment (10 points)	Multiple Choice (15 points)	Multiple Choice (20 points)
Skills (12 points)	Skills (17 points)	Skills (20 points)	Skills (20 points)
Breed ID (3 points)	Breed ID (8 points)	Breed ID (12 points)	Breed ID (15 points)
Showmanship (111 points)	Showmanship (131 points)	Showmanship (159 points)	Showmanship (179 points)

References for All Levels:

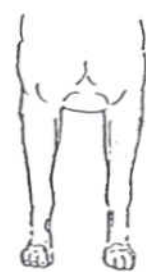
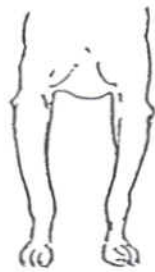
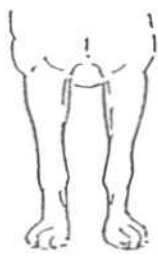
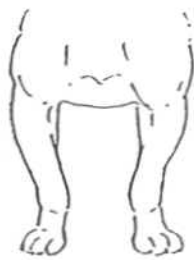
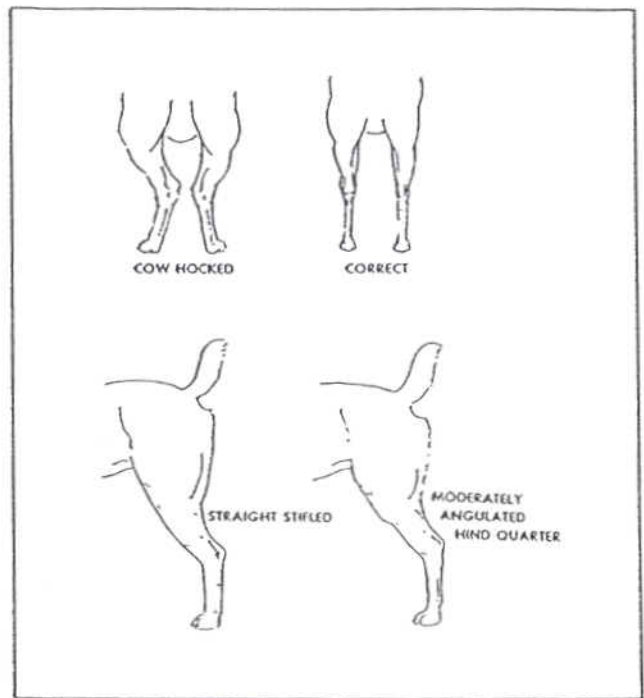
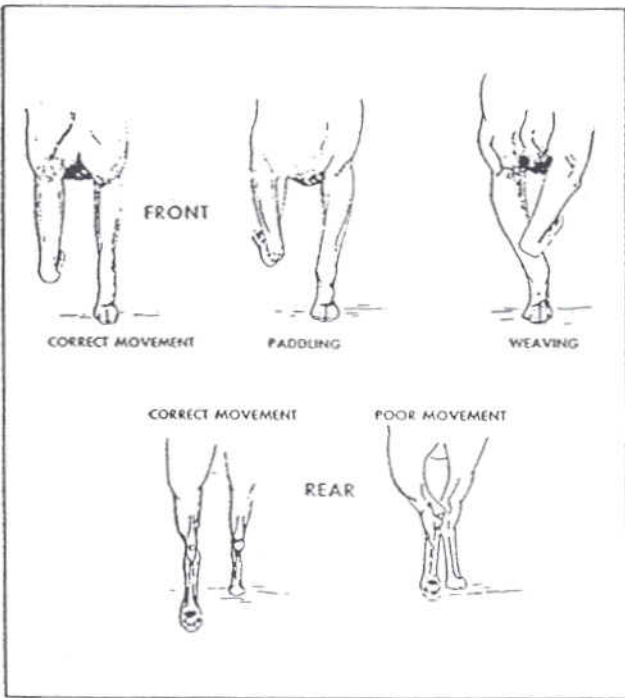
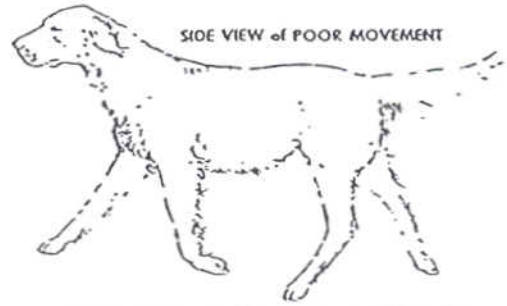
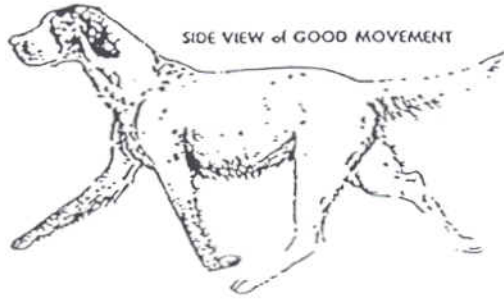
4-H manuals Dog Obedience & Showmanship, Training Your Dog for Family Living, Dog Obedience Training Lessons, Grooming and Handling Dogs, and The Care of Dogs and Puppies.

California Veterinary Medical Association Guide to Pet Emergencies included in this study guide.

In addition, references available at the 4-H Office are: A Good Animal Health Program Includes, Food Safety and Animal Drugs, Quality Assurance Summary, Glossary of Food Safety Terms.

Levels I, II & III will be on leash. Level IV will be off leash.

On the field day please keep you dog away from the rabbits and chickens. Do keep your dog on leash at all times.





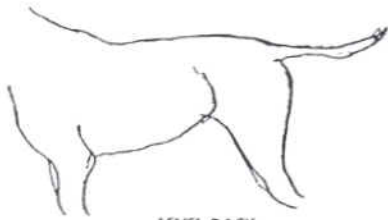
LEVEL MOUTH



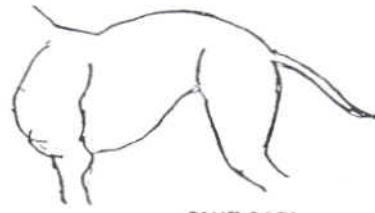
OVERSHOT MOUTH



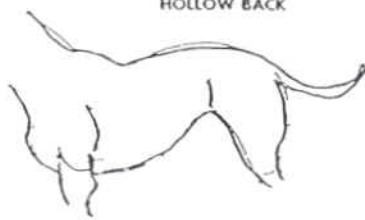
UNDERSHOT MOUTH




LEVEL BACK



CAMEL BACK



HOLLOW BACK



ROACH BACK

OH MY, THAT DOG IS GOING TO ATTACK!

If you think a dog is about to attack, don't scream or run. Be still, hands at your sides, and (this is the hardest part) avoid eye contact with the dog. Keep still until the dog loses interest in you. Then back away slowly until it is out of sight.

If the dog attacks, "feed" it your jacket, purse, anything you can put between you and its mouth. If you're knocked to the ground, curl into a ball with your hands over your ears and don't move or scream.

REPRODUCTION **THE HEAT / GESTATION / WHELPING**

DETECTING ESTRUS (THE HEAT): Estrus, the period of sexual heat in the female, will come to small breeds from six (6) months to twelve (12) months of age and eight (8) to eighteen (18) months in the large, slow maturing breeds.

The first indication of heat is swelling of the vulva. A few days later there will be a bloody discharge and pronounced swelling of the vulva. After three or four days the discharge will slow down or stop. The entire time is normally 21 days with a variation of about three days.

YOUR FEMALE DOG WILL COME INTO "HEAT" EVERY SIX (6) MONTHS.

Normal gestation is 63 days. If she goes three or four days over, do not be alarmed. After the fourth day of not delivering you should inform your veterinarian.

Normal temperature for dogs is 100.5 degrees to 102.5 degrees. By taking the rectal temperature of the bitch daily - during the last week of gestation, one may determine within a 12 hour period when whelping will occur. It may be signaled by a DROP in her normal temperature of one or more degrees.

INTERNAL PARASITES: Roundworms, Hookworms, Whipworms, Tapeworms, Heartworms.

EXTERNAL PARASITES: The Flea, Lice, Ticks, Sarcoptic Mange, Ringworm.

DOG DISEASES WHICH MAY BE TRANSMITTED TO HUMANS: Roundworm Infection, Skin Diseases, Bacterial Infection, Leptospirosis, Rocky Mountain Spotted Fever, Rabies.

External Parasites can be transmitted to humans from your dog: Mange, Ringworm, Ticks, Lice.
FOR MORE DETAILED INFORMATION, CHECK YOUR (GREEN) CARE OF DOG AND PUPPIES MANUEL #CO 805.

DISEASES PREVENTABLE BY VACCINATION:

Distemper, hepatitis, leptospirosis, parvovirus, some respiratory diseases, and rabies may be prevented by vaccination. Most veterinarians suggest vaccinations for distemper, hepatitis and leptospirosis at six to eight weeks of age with booster shots at intervals thereafter. (Each veterinarian has their own shot schedule they recommend.) Most veterinarians will recommend rabies vaccinations at three to four months of age, with annual booster shots.

SPORTING DOGS

Pointer, german shorthair pointer, german wirehair pointer, chesapeake bay retriever, curly-coated retriever, flat-coated retriever, golden retriever, labrador retriever, english setter, gordon setter, irish setter, american water spaniel, brittany spaniel, clumber spaniel, cocker spaniel, english cocker spaniel, english springer spaniel, field spaniel, irish water spaniel, welsh springer spaniel, vizsla, weimaraner, wirehaired pointing griffon.

HOUNDS

Afghan hound, bassenji, basset hound, beagle (15"), beagle (13"), black & tan coonhound, bloodhound, borzoi, dachshund (miniature), dachshund (standard), dachshund (smooth), dachshund (longhaired), dachshund (wirehaired), american foxhound, english foxhound, greyhound, harrier, ibizan hound, irish wolfhound, norwegian, elkhound, otter hound, rhodesian ridgeback, saluki, scottish deerhound, whippet.

WORKING BREEDS

Akita, alaskan malamute, australian cattle dog, bearded collie, belgian malinois, belgian malinois, belgian sheepdog, belgian tervuren, bernese mountain dog, bouvier de flandres, boxer, briard, bullmastiff, collie (rough), collie (smooth), doberman pinscher, german shepherd dog, giant schnauzer, great dane, komondor, kuvasz, mastiff, newfoundland old english sheepdog, puli, rottweiler, St. Bernard (long hair), St. Bernard (short hair), samoyed, shetland sheepdog, siberian husky schnauzer (standard), cardigan welsh corgi, pembroke welsh corgi.

TERRIER BREEDS

Airedale terrier, american staffordshire terrier, australian terrier, bedington terrier, border terrier, bull terrier (white), bull terrier (colored), cairn terrier, dandie dinmount terrier, fox terrier (wirehaired), fox terrier (smooth), irish terrier, kerry blue terrier, lakeland terrier, manchester terrier (standard and toy), miniature schnauzer, norfolk terrier (drop ear), norwich terrier (prick ear), scottish terrier, sealyham terrier, skye terrier, soft coated wheaten terrier, staffordshire bull terrier, welsh terrier, west highland white terrier.

NON SPORTING BREEDS

Bichon frise, boston terrier, bulldog, chow chow, dalmatian, french bulldog, keeshound, lhasa apso, poodle (standard), poodle (miniature), schipperke, tibetan terrier.

TOY BREEDS

Affenpinscher, brussels griffon, chihuahua (smooth), chihuahua (long haired), english toy spaniel (blenheim), english toy spaniel (prince charles), english toy spaniel (king charles), english toy spaniel (ruby), italian greyhound, japanese chin, maltese, miniature pinscher, papillon, perkingese, pomeranian, poodle (toy), pug, shih tzu yorkshire terrier.

MISCELLANEOUS BREEDS

Australian kelpie, border collie, cavalier king charles spaniel, miniature bull terrier, pharaoh hound, portuguese water dog, spinone italiano, tibetan spaniel.

The American Kennel Club (AKC) is the largest of the dog recording organizations in the United States. At this time over 125 breeds are recognized. More breeds will likely be recognized in the future. (The United Kennel Club is another registry for dogs which compete in UKC field trials, foxhound trials, night hunts, water races around the United States.)

LEVEL I
DOG TALK GLOSSARY 1

This is the first of three Dog Talk Glossaries for you to use to increase your vocabulary. See how many of these words your family knows.

B

Barrel - Rounded rib section.
Bird dog - A sporting dog trained to hunt birds.
Bitch - Female dog.
Bite - Refers to the upper and lower front teeth. A perfect bite means these teeth meet evenly or like the blades of a scissors. Some standards differ on what a proper bite is.
Brisket - The chest or rib cage between and just behind the front legs.

C

Canine teeth - The four sharp-pointed cutting teeth.
Cobby - Short-bodied, compact.
Collar - The marking around the neck, usually white, also a leather or chain for restraining or leading the dog where the leash is attached.
Confinement house training - Training a dog to be comfortably confined in a small area of the house, such as laundry room or bathroom. Used to house train dogs and to have a place for them to be when alone and not get into trouble.
Conformation - The structure and form of a dog as defined by the standard for that breed.
Crate house training - Training a dog to be comfortably confined in an appropriate sized portable cage. This is used to house-train young dogs, travel safely or to have a safe place for the dog to

be when alone and not get into trouble.

Croup - The area of the back where the tail joins the body.

Cur - A mongrel dog of no breed identity.

D

Dam - Mother dog.

Dock - To shorten or remove a dog's tail.

Dog - A male dog; also used to describe both males and females.

F

Flews - Loose-hanging lips as in Bulldogs.

G

Gait - A way of moving such as walking or trotting. Used as a command, as "Gait you dog."

Groom - To brush, comb, trim or otherwise make a dog's coat neat.

Group - The division of the American Kennel Club breeds by common characteristics. The groups are Herding, Toy, Terrier, Sporting, Non-sporting, Working, and Hound.

H

Heel - See Hock; also a command to the dog to keep close beside its handler.

Hock - Joint formed by second thigh and back pastern in the hind leg.

J

Jowls - Flesh of lips and jaws.

L

Litter - Puppies born to a bitch in one group.

Loins - The area of the back of a dog between the ribs and hip bone.

M

Mongrel - A mixed breed dog with no breed identification.

Muzzle - The jaws, lips and nose of a dog.

N

Neuter - To remove the testicles from a male dog to prevent siring puppies. To castrate.

P

Pad - The tough paw portion on the underside of the feet. Acts as a shock absorber.

Paper training - House-training technique where dogs are taught to eliminate on newspaper in a certain area of the house.

Pastern - Part of the foreleg between knee and foot, or between the hock joint and paw of the hind leg.

Puppy - Any dog under one year old.

R

Ruff - Thick, longer hair growth around the neck.

S

Sire - The male parent.

Spay - To perform a surgical operation on the bitch's reproductive organs to prevent having puppies.

Stern - The tail of a dog.

Stifle - The joint on the hind leg formed by the upper and lower thighs.

Stop - The area of the head between the eyes and muzzle where the skull bends.

LEVEL II
DOG TALK GLOSSARY 2

This is the second of three Dog Talk Glossaries for you to use to increase your vocabulary. See how many of these words your family knows.

- A** and the tail.
- Abandonment** - Deserting an animal dependent on humans for food, care and affection.
- Abscess** - A collection of pus anywhere in the body.
- Ad libitum** - Free choice, at will, such as ad libitum feeding where the dog decides how much and when to eat.
- AKC** - American Kennel Club.
- Anatomy** - The study of the structure of the body.
- Androgen** - Any male sex hormone.
- Animal abuse, cruelty** - Any act, omission or neglect that causes or permits unnecessary pain, suffering or death of animals.
- Animal control** - Authority to enforce laws relating to animal ownership and to provide shelter for stray or unwanted animals.
- Animal language** - Communication of messages through a variety of behavior patterns such as facial expressions, gesture, posture, social signs, smells, etc.
- Apron** - Longer hair below the neck on the chest. Frill.
- B**
- Beard** - Tuft of hair under or on top of the jaw or chin.
- Beginner class** - Obedience class in which dogs perform all exercises on lead Exercises include heel, figure 8, stand for examination, recall, long set, long down.
- Blanket** - The darker color of the coat resembling a blanket on the dog's back, between the neck
- Blaze** - Streak of white color between the eyes.
- Bloodline** - Dogs that are related to each other through various generations.
- Brace class** - Obedience class in which two dogs attached together with tandem chain are judged according to the graduate beginner's score card.
- C**
- Carnivore** - The form and structure, make and shape of a dog; arrangement of its parts in conformance with breed-standard demands.
- Crop** - Trimming to dog's ears to encourage them to stand erect.
- D**
- Dewlap** - Loose fold of skin under the chin and on the throat of some dogs.
- Down and back** - Command given by a showmanship judge for you to gait your dog straight down the center ring diagonal and straight back to the judge.
- Down in pastern** - Said of a dog whose pastern is weak, making a pronounced angle between the paw and front knee.
- E**
- Estrus** - The period of sexual heat in a female dog, normally 21 days.
- F**
- Feathering** - Fringe of hair on legs and tail.
- G**
- Gestation** - The period of time that a bitch is pregnant (carries her young) from breeding to whelping (about 63 days).
- Graduate beginner class** - Dog obedience class that includes heel and figure 8 on leash, stand for examination, recall, long sit and down off lead.
- H**
- Haw** - A third eyelid on membrane in the inside corner of the eye.
- Height** - The measurement of the dog from the ground to the highest point of the shoulders and withers.
- Heredity** - The passing of traits from parent to offspring through genetic coding.
- Hormone** - A chemical messenger sent into the bloodstream by a gland in order to affect the development of function in another part of the body.
- Host** - The animal upon which a parasite lives.
- Humane treatment** - Treating animals in a way that meets their physical needs and handles them in as gentle a way as appropriate and necessary
- I**
- Inbreeding** - The mating of closely related dogs of the same standard breed.
- Incisors** - Front teeth of each jaw between the canine teeth.
- K**
- Kennel** - A place where dogs are bred or kept.
- Knee** - Foreleg joint between elbow and foot. Hind leg joint between tibia and femur.

DOG TALK GLOSSARY 2 in the Basenji.

L

Leather - The earflap of hounds and spaniels.

M

Mantle - Dark-shaded portion of the coat on shoulders, back and sides as in St. Bernard.

Mask - Dark shading on the head as in Mastiff, Boxer and Pekingese.

N

Novice class - Same as graduate beginner class except the dog is required to perform the heel exercise off leash.

Nutrient - Substance that can be used as food by the body.

O

Occiput - Bump at the top rear of the skull in most dog breeds.

Open class - Obedience class in which dogs perform all exercises off lead. Exercises include figure 8, drop on recall, retrieve on flat, retrieve over high jump, broad jump, long sit and long down.

Overpopulation - An excess quantity of an animal species that cannot be supported by the environment in which the species lives.

P

Pet responsibility - Human accountability for the care and humane treatment of companion animals. Compliance with local animal control laws so pets are not a hazard or nuisance to the community.

Plume - Full and thick hair on the tail as in Pekingese and Collie.

Point - The immovable stance of the hunting dog taken to indicate the presence and position of game.

Pom-pom - Ball of hair left on the end of the tail of Poodles.

Posture - The bodily poses assumed by certain animal species to communicate with other animals.

S

Saddle - A black marking over the back, like a saddle.

Screw tail - Kinky, twisted tail as

T

Team class - Obedience class in which four dogs and handlers work together performing exercises on the graduate beginner course.

Triangle pattern - The showmanship gaiting pattern where you gait the dog to the right around the two edges of the ring and back toward the judge who stands on the diagonal.

U

Utility class - Obedience class in which dog performs all exercises off lead. Exercises include scent discrimination of a leather and metal article, directed retrieve, signal exercise, directed jumping and group examination.

W

Walleye - Blue eyes as in Blue Merle Collies, Harlequin Danes and Dalmatians. Sometimes called China eye.

Whelp - A young offspring of a dog, wolf or similar animal.

Whelping - To give birth to a whelp or whelps.

Withers - Top of the shoulder blades at the junction of the neck of a dog.

CALIFORNIA VETERINARY MEDICAL ASSOCIATION GUIDE TO
PET EMERGENCIES

ACCIDENT	TREATMENT	CALL YOUR VETERINARIAN
ANIMAL NOT BREATHING	APPLY ARTIFICIAL RESPIRATION AND CARDIOPULMONARY RESUSCITATION (CPR): Clear animal's mouth of foreign matter. Close animal's muzzle with hands, cover nose with clean, thin cloth and exhale directly into animal's nostrils at 12-15 breaths per minute. CONCURRENTLY BEGIN CPR: Lay animal on its right side on flat surface. With mouth closed and artificial respiration in progress, locate the heart by reaching deep into the socket of the pet's left leg and counting 3-4 ribs back towards the tail along the pet's chest. Place heel of hand in that spot and compress chest rhythmically 60-80 times per minute. Compress 1-2 inches for large dogs, less than 1 inch for small dogs/cats.	NOW!
BITE WOUNDS Characterized by swelling, puncture, hair loss, hair matted with saliva, pus or blood.	Muzzle animal (see RESTRAINT). Clip hair around wound Clean by liberally applying hydrogen peroxide. Apply bandage to control bleeding.	As soon as possible as such wounds often become infected and require professional treatment.
BLEEDING - External	Muzzle animal (see RESTRAINT). Place thick gauze or cotton pad over wound and hold firmly. Use hands to apply firm, continuous pressure directly over bleeding area until clotting occurs. If there will be a delay in reaching the veterinarian, a large, clean bath towel can be used as a tourniquet. Apply tourniquet between the cut and the heart. LOOSENING EVERY 3-5 MINUTES.	NOW!
BLEEDING - Internal Indicated by very pale gums; coughing blood; bleeding from nose, mouth, rectum; blood in urine; collapse; rapid or weak pulse.	Keep animal as warm and quiet as possible. DO NOT ATTEMPT FIRST AID.	NOW!
BURNS - Chemical	Muzzle animal (see RESTRAINT). Flush immediately with large quantities of cold water.	NOW!
BURNS - Severe	Muzzle animal (see RESTRAINT). Quickly apply ice-water compresses. Treat for shock.	NOW!
CHOKING Characterized by pawing at mouth, gagging, drooling, coughing, collapse.	Quickly look into mouth to see if foreign object in throat is visible. If possible grasp with tweezers or pliers and remove. IF OBJECT REMAINS LODGED IN THROAT: Try a sharp blow on back of neck or between shoulders. IF THIS FAILS, ATTEMPT A HEIMLICH MANEUVER: Place hands on either side of animal's rib cage and apply firm, quick pressure. Repeat 2-3 times.	NOW! if choking continues.
DROWNING	Hold animal up by hind legs to expel water from lungs. Remove any foreign matter from mouth and throat. Begin artificial respiration and CPR if animal has stopped breathing (see "Animal Not Breathing" section.)	NOW!
EYE CONDITIONS: Foreign object in eye; Eyeball out of socket;	If you can see it and it is not imbedded in the eye, muzzle animal and remove it. Put sock on animal's front paws to prevent scratching. Muzzle animal and gently attempt to push back in socket. Keep moist with saline solution (1 tsp. salt/1 pint water.)	NOW! NOW!

ACCIDENTAL/ILLNESSES

CALIFORNIA VETERINARY MEDICAL ASSOCIATION GUIDE TO
PET EMERGENCIES

ACCIDENT	TREATMENT	CALL YOUR VETERINARIAN
FRACTURES	Muzzle animal (see RESTRAINT). Control bleeding, treat for shock if necessary. DO NOT ATTEMPT TO SET FRACTURE. Transport to the veterinarian on plywood or wooden door padded with blankets. If veterinary care is not readily available, splint fracture by padding limb with gauze or cotton, place two flat sticks or rolled newspaper on either side of leg and tape.	NOW!
POISONING Characterized by retching, convulsions, labored breathing, diarrhea, dilated pupils, salivation, weakness, collapse.	If you can quickly determine what the animal ingested and how much, call veterinarian immediately and provide animal's weight, age and other medical problems. TIME IS CRITICAL! Take further instructions over phone as antidotes vary.	NOW!
SNAKEBITE Non-poisonous Poisonous	Treat as for animal bite wound. Muzzle animal (see RESTRAINT). Keep animal quiet to slow flow of venom. If leg wound, apply flat tourniquet above wound.	NOW!
CONVULSIONS Characterized by shaking, failing, legs thrashing, salivating, urinating.	Move pet away from sharp cornered tables (pull pet carefully by one leg). If possible to a soft rug. Attempt to put blanket or soft cloth under pet's head. DO NOT HANDLE ANIMAL IN ANY OTHER WAY DURING SEIZURE as if could be dangerous to you. Convulsions usually last only 2-3 minutes. Keep animal quiet after seizure.	NOW!
DIARRHEA	Do not feed dog for 12 hours. Do provide animal with water, however, as diarrhea can cause dehydration	If symptoms persist for more than 12 hours. Be sure to take fresh stool sample with you.
HEATSTROKE Characterized by rapid or difficult breathing, vomiting, collapse.	IMMEDIATELY place animal in tub of cold water or hose down if more accessible. Use rectal thermometer to monitor temperature. (Normal ranges is 100.5° F - 102.5°F.) Encourage animal to drink cool water. Apply ice-pack to animal's head.	NOW!
SHOCK Characterized by weak pulse, shallow breathing, nervousness, dazed appearance.	Often accompanies severe injury or extreme fright. Keep animal restrained, quiet, and warm. If unconscious, keep head level with rest of body.	NOW!
VOMITING (without other symptoms)	Remove food and do not feed animal for 12 hours. Also remove water for 12 hours, then provide to animal in limited quantities.	If symptoms persist for more than 12 hours.

RESTRAINT: In many injuries to animals, it is necessary to employ restraint. An animal who is injured and in pain cannot be held responsible for its behavior.

Follow these directions carefully:

1. Use strip of gauze, necktie, rope or cloth about 3 feet long.
2. Make large loop in center, slip quickly over animal's nose.
3. Bring ends under chin and behind ears, fasten securely.

When you receive this poster, immediately write in your veterinarian's name and telephone number so you will have it handy should an emergency occur.

 VETERINARIAN

DAY PHONE

 EMERGENCY PHONE

 DATE OF PETS LAST CHECKUP/VACCINATIONS

**SMALL ANIMAL EXPO
Madera County 4-H
LEVEL I - DOG SHOWMANSHIP**

Name _____

3 POINTS POSSIBLE FOR EACH EXERCISE (2-3 FOR GOOD OR EXCELLENT, 1 POINT IF SUBSTANTIAL ERROR)	HEEL ON LEASH	FIGURE 8	TOTAL
Improper heel position			
Occasional tight leash			
Forging			
Crowding handler			
Lagging			
Sniffing			
Extra command to heel			
Heeling wide, turns			
Heeling wide, abouts			
No change of pace, fast			
No change of pace, slow			
No sits, poor sits			
Lacks naturalness or smoothness			
SUBTOTAL (66 POINTS POSSIBLE)			
5 POINTS POSSIBLE FOR EACH EXERCISE (2-5 FOR GOOD TO EXCELLENT, 1 POINT IF SUBSTANTIAL ERROR)	LONG SIT (1 MINUTE)		
Forcing into position			
Stood or lay down after handler returns to heel position			
Minor move before handler returns			
Whines or barks			
SUBTOTAL (20 POINTS POSSIBLE)			
5 POINTS POSSIBLE FOR EACH EXERCISE (2-5 FOR GOOD TO EXCELLENT, 1 POINT IF SUBSTANTIAL ERROR)	LONG DOWN (1 MINUTE)		
Forcing into position			
Stood or lay down after handler returns to heel position			
Minor move before handler returns			
Whines or barks			
Touching dog or collar to get into down position			
SUBTOTAL (25 POINTS POSSIBLE)			
TOTAL DOG SHOWMANSHIP SCORE (111 POINTS POSSIBLE)			

SMALL ANIMAL EXPO Name _____
Madera County 4-H - LEVEL II - DOG SHOWMANSHIP

POINTS POSSIBLE FOR EACH EXERCISE (2-3 FOR GOOD OR EXCELLENT, 1 POINT IF SUBSTANTIAL ERROR)	HEEL ON LEASH (3 POINTS)	FIGURE 8 (3 POINTS)	TOTAL
Improper heel position			
Occasional tight leash			
Forging			
Crowding handler			
Lagging			
Sniffing			
Extra command to heel			
Heeling wide, turns			
Heeling wide, abouts			
No change of pace, fast			
No change of pace, slow			
No sits, poor sits			
Lacks naturalness or smoothness			
SUBTOTAL (66 POINTS POSSIBLE)			
5 POINTS POSSIBLE FOR EACH EXERCISE (2-5 FOR GOOD TO EXCELLENT, 1 POINT IF SUBSTANTIAL ERROR)	LONG SIT (1 MINUTE) 5 POINTS		
Forcing into position			
Stood or lay down after handler returns to heel position			
Minor move before handler returns			
Whines or barks			
SUBTOTAL (20 POINTS POSSIBLE)			
5 POINTS POSSIBLE FOR EACH EXERCISE (2-5 FOR GOOD TO EXCELLENT, 1 POINT IF SUBSTANTIAL ERROR)	LONG DOWN (1 MINUTE) 5 POINTS		
Forcing into position			
Stood or lay down after handler returns to heel position			
Minor move before handler returns			
Whines or barks			
Touching dog or collar to get into down position			
SUBTOTAL (25 POINTS POSSIBLE)			
Question 1. (5 points possible)			
Question 2. (5 points possible)			
Question 3. (5 points possible)			
Question 4. (5 points possible)			
TOTAL DOG SHOWMANSHIP SCORE (131 POINTS POSSIBLE)			